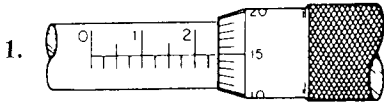
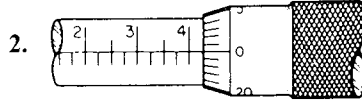


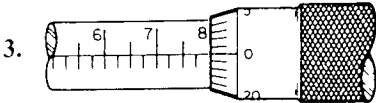
1-10. In Figure 15-30, 10 micrometers are shown. The size of each micrometer is indicated under it. Determine the correct reading for each and record it in the space provided.



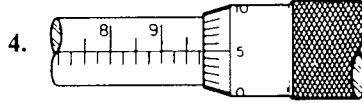
0''-1''



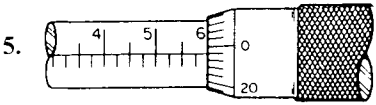
0''-1''



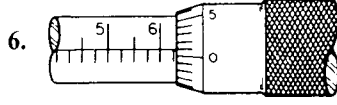
1''-2''



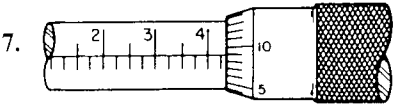
1''-2''



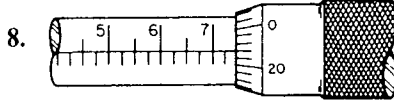
2''-3''



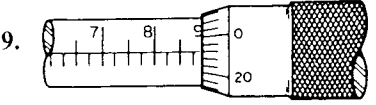
2''-3''



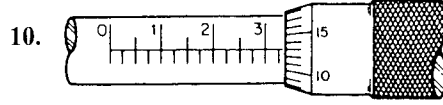
3''-4''



3''-4''



4''-5''



4''-5''

1. \_\_\_\_\_
2. \_\_\_\_\_
3. \_\_\_\_\_
4. \_\_\_\_\_
5. \_\_\_\_\_
6. \_\_\_\_\_
7. \_\_\_\_\_
8. \_\_\_\_\_
9. \_\_\_\_\_
10. \_\_\_\_\_

Figure 15-30

© Cengage Learning 2012